

# FLORIDA COUNCIL OF BROMELIAD SOCIETIES



Neoregelia 'Chester'

Volume 36 Issue1

February 2016

**TABLE OF CONTENTS**

**TABLE OF CONTENTS ..... 2**

**CATCHING UP, STAYING EVEN ..... 3**

**For Every Rule, There is an Exception! ..... 4**

**Mexican Bromeliad Weevil Report ..... 7**

**Bromeliad Guild of Tampa Bay at the Florida State Fair..... 13**

**Saving Florida’s Bromeliads ..... 15**

**Weevil on the Web..... 15**

**MINUTES October 24, 2015 (Revised Draft)..... 16**

**Bromeliad Biota ..... 18**

**The Genus Hohenbergia ..... 20**

**CALENDAR OF EVENTS..... 22**

**SPEAKERS BUREAU ..... 23**

**2016 Bromeliad Sources - List of Bromeliad Sources in Florida ..... 24**

This newsletter is a quarterly publication of the Florida Council of Bromeliad Societies.

Contact [karen@fcbs.org](mailto:karen@fcbs.org) for permission to reprint articles from this publication.

Please submit articles in word document format to editor at [bromstudio@hotmail.com](mailto:bromstudio@hotmail.com)

On the cover: Neoregelia ‘Chester’ - Photo by Carol Wolfe

The cover photo is Neoregelia ‘Chester’ entered in the 2012 WBC Orlandiana by Terrie Bert of Sarasota.


# CATCHING UP, STAYING EVEN

Carol Wolfe, Editor



We hope you enjoyed the holidays and especially your family during this special season. We, the FCBS, wish you a successful and Happy New Year in 2016!

It has been months since the November Newsletter but they have been filled with celebrations of Thanksgiving, Birthdays, Christmas, New Year and a new grandson. Thanksgiving was a time of rejoicing as we were thankful for our children, their mates and six wonderful, smart, pretty and handsome grandchildren (please, bear with the grandmotherly ramblings as we can't help ourselves)! After much preparation and shopping, Christmas finally came and our little girls quickly caught on to unwrapping presents. Four of the six are under three years old and they brought us much pleasure watching their eyes light up!



## Our little offshoots or "PUPS"

Girls: (left) Kate 7 years, Emma 2 ½ years, Elizabeth 1 ½ years,  
Boys: (right) Noah 9 years, Wyatt 7 months, Luke 2 months



Have you ever noticed how many times we use "family" when we talk about bromeliads? We make many references to our "bromeliad" family when we give programs or discuss bromeliads. But there is more to "bromeliad family" than just plants. Although we were not born into the same family, it is a real miracle that we met. Bromeliads caused our paths to cross and we met people from Florida to California and states in between. We had opportunities to meet people that otherwise we may never have known. We have many lifetime friends made through our bromeliad connections! I hope you take a moment and think about the friends in your life that you met through your love of bromeliads. Just another great benefit from growing bromeliads!

This past month, I tagged along with husband, Tom Wolfe, on his speaking engagement to the Indian River Bromeliad Society in Vero Beach. They meet the 2<sup>nd</sup> Monday of each month at 7 PM. If you have an opportunity to go, please do so. We met so many wonderful enthusiastic bromeliad people and they have an exciting, growing bromeliad club. Then in Gainesville, Florida, we visited with lifetime friends, Dr. Frank, Carolyn and Ron Schoenau. Under their many years of influence and hard work, the Society has a thriving membership with much excitement for bromeliads. Then onto the Bromeliad Society of Central Florida in Orlando to visit with longtime members and hard worker, Betsy McCrory, Dean Fairchild, Craig Allen, Lisa Robinette and another opportunity to meet new friends. Our bromeliad family is diverse in its makeup, but always interesting and fun as we share our common denominator, "bromeliads"!

If you haven't been with bromeliad people lately, take advantage of some of the meetings, activities, sales and shows that will be happening in the next few months. We will try to list the upcoming events in the Newsletter or go to <http://www.FCBS.org> for updates. It may be an opportunity to make a new friend and you can be sure it will be an opportunity to enjoy bromeliads!

Thanks to our many contributors to the Newsletter this month. I couldn't do it without you! Wow, the newsletter is definitely a community project! Thanks to Karen Andreas for three great articles this month, "Saving Florida's Bromeliads, Weevil on the Web," "Bromeliad Biota, The Secret World of Bromeliads," and "The Genus Hohenbergia"; and to Jay Thurrott for his pictures and articles, "For Every Rule, There is an Exception"; Dr. Teresa Cooper and her most informative, "Mexican Bromeliad Weevil Report" and pictures about the work going on to save our bromeliads; Calandra Thurrott for the draft minutes; Tom Wolfe for his article on the "Florida State Fair"; and current information about the Speakers Bureau, and a list of upcoming activities for your participation!

Have fun & enjoy your bromeliads!

**A Neo  
MacWilliamsii  
that freaked.**

**We thought you  
would enjoy a  
good laugh at  
this one!**



## **For Every Rule, There is an Exception!**

**by Jay Thurrott**

There are lots of “Rules of Thumb” for successfully growing bromeliads – rules like ‘*don’t separate offsets if they’re less than one half to two thirds the size of the parent plant*’, ‘*don’t try to grow the strictly epiphytic varieties (like Tillandsia duratii) in a potting mix*’ and ‘*don’t try to mount the strictly terrestrials (like Ananas or Cryptanthus varieties) without a potting mix*’ and for most of us, these are good rules to follow. Of course we also hear that ‘*rules are made to be broken*’ and in the case of at least one species of Cryptanthus, Rose Vincel of the Florida East Coast Bromeliad Society has clearly demonstrated that a very attractive Christmas wreath can be made by using Cryptanthus bivittatus and a bit of ingenuity.

Rose first purchased a basic wreath made of twisted and woven vines from a local craft store (wait until after Christmas to buy this and it will be 50% off!). Next, she took a plastic tray with an open lattice work bottom (large enough to hold the wreath without it being too crowded) with newspapers and thoroughly watered the papers. She prefers to use collected rainwater rather than tap water and, depending on your source of tap water this may be another good ‘rule of thumb’ to add to your collection.

She then inserted multiple plants of Cryptanthus bivittatus between the woven vines in the wreath and placed the wreath on top of the newspapers – Cryptanthus side up. The tray with the wreath on top of the papers was watered frequently over the course of many months and placed in a bright location in her yard - possibly breaking another rule of thumb that Cryptanthus should be grown under low light conditions. In a surprisingly short time, roots from the Cryptanthus plants began poking their way through the wreath to reach the wetted newspapers and, by doing so, the plants became securely anchored into the wreath.

As one of the more “prolific pupper” varieties of Cryptanthus, each of the original plants produced many offsets which she separated and inserted into more areas of the wreath until it was completely covered in plants. By the time the holiday season arrived Rose had a beautiful Christmas wreath completely covered in permanently rooted Cryptanthus – making this a display that she can enjoy year after year.



**Figure 1. Cryptanthus bivittatus – an old favorite and one that produces many offsets.**



**Figure 2. The plastic tray is first lined with newspapers to hold moisture.**



**Figure 3. Backside of wreath showing roots of *Cryptanthus* that are now firmly attached to the vines.**



**Figure 4. Cryptanthus plants completely covering the wreath.**



**Figure 5. The finished product, decorated with some seasonal accessories.**

**Mexican Bromeliad Weevil Report**  
**October – December 2015**  
**Teresa M. Cooper**  
**Entomology and Nematology Department, UF, Gainesville, FL**

The Save Florida's Bromeliads method for conserving the giant airplant in Florida was developed in the Enchanted Forest Sanctuary from January 2015 to December 2015. Initial method development is now completed and I am in the process of writing the method and putting it on the Save Bromeliads Web site, which is located at: <http://entomology.ifas.ufl.edu/frank/savebromeliads/>

Presently the Web site has an introduction and a summary of the method (see Figure 1 for an illustration of the summary). The sub-headings on the summary will have links to pages that give greater detail (these pages are in the process of being created). The introduction page will be updated as more pages are added to the Web site. The Web site will:

- Provide a place where land managers and volunteers will be able to learn about our conservation efforts and access the conservation method;
- Provide a place to present the progress of our conservation efforts;
- Make available information on the Mexican bromeliad weevil and Florida's native bromeliads.

It will take me time to build the Web site. Keep checking back for updates.

Land managers and volunteers from T. Mabry, Jr. Carlton Reserve (Figure 2), Lemon Bay Park and Environmental Center (Figure 3), and Fakahatchee Strand Preserve State Park (Figure 4) have been actively participating in the Save Florida's Bromeliads conservation effort. I am collecting, processing, and sorting the data they are providing me. On 10 December 2015, I attended the 2<sup>nd</sup> Giant Airplant (GAP) Workshop. At this meeting, land managers and volunteers and scientists met to discuss conservation of the giant airplant in Florida, including the development and use of the Save Florida's Bromeliads conservation method. The response was good and several other Natural Areas wish to participate. I will work with them in the upcoming months.

Also at the GAP meeting, Katie Schulman presented a poster on her research on the use of insecticides to control the Mexican bromeliad weevil on giant airplants (Figure 5). She tested the mortality of the weevil when exposed to 4 insecticides, Merit®, Safari®, AzaSol™, and Xxpire WG™, as well as mortality of the weevil after being fed leaves from giant airplants that were sprayed with the insecticides. All of the insecticides had 100% mortality by 48 hours when the weevils were exposed to the chemicals. Results were variable for the weevils that were fed leaves from sprayed plants. This research was in part funded by the Florida Council of Bromeliad Societies.

The third cage for the Enchanted Forest (Figures 6 to 10) has been completed and is set up in the forest. Presently, the cage has one very large and 4 large giant airplants. The other 2 cages collectively have one very large, 10 large, 48 medium, and 17 small giant airplants. The cages are designed to only house medium, large, and very large giant airplants; the small plants were added because there are not enough medium, large, and very large giant airplants in the forest to be rescued and we were unable to fill the cages. This emphasizes the degree of damage the weevil has caused to the Enchanted Forest's giant airplant population. As these conservation efforts progress, the cages will fill up and will only contain medium, large, and very large plants.

My Mexican bromeliad weevil colony is slowly growing. Katie Schulman is now employed at Naples Botanical Garden where she will continue with the insecticide studies. As I am able, I will provide Katie with weevils for her research. As well, I will continue with the research to find biopesticides and repellants for controlling the weevil. The research to determine if the Belize form of the giant airplant and the Florida form of the giant airplant are the same species using DNA analysis had been temporarily halted. Howard Frank and I

met with Doug and Pam Soltis at the Florida Museum of Natural History to discuss how we might complete this research. The leaf samples from Central America and Florida that were collected for doing this research are still safe and usable and we have someone new to run the analyses. The research will continue.

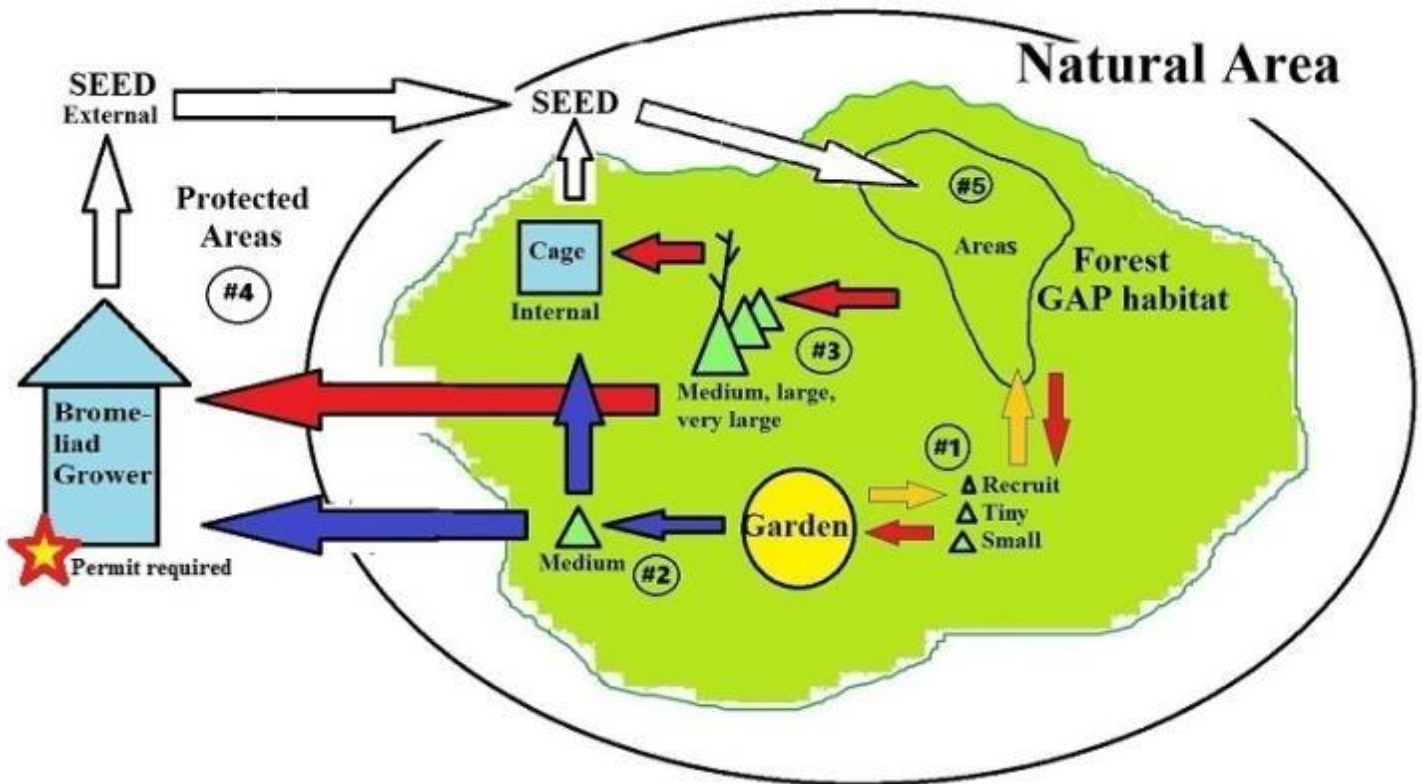
**Presentations:**

Cooper TM. 7 November 2015. Conserving the giant airplant in the Enchanted Forest Sanctuary. Forest Festival. Enchanted Forest Sanctuary, Titusville, Florida. Poster presentation.

Cooper TM. 10 December 2015. GAP 2015: saving the giant airplant in Florida. Giant Airplant Workshop. T. Mabry, Jr. Memorial Carlton Reserve, Venice, Florida.

Cooper TM. 16 December 2015. Conserving the giant airplant in the Enchanted Forest Sanctuary. Lunch with Nature. Enchanted Forest Sanctuary, Titusville, Florida. Poster presentation.

**Figure 1. Summary of the method to conserve the giant airplant in Florida.**



(#1): Recruit, tiny, and small giant airplants are rescued (red arrows) from the forest floor (where they would rot and die if left un-rescued) and are taken to Gardens, where they are grown until they reach medium size; at which time,

(#2), they are transferred (blue arrows) to Protected Areas.

(#3) Medium, large, and very large giant airplants are rescued (red arrows) from the forest and are transferred to Protected Areas.

(#4) The medium, large, and very large airplants are kept in the Protected Areas until the plants reach reproductive age. Then, the seeds are returned to the forest (white arrows; #5).



**Figure 2. Volunteers in T. Mabry, Jr. Carlton Memorial Reserve checking on their giant airplant Garden.**



**Figure 3. Volunteer in Lemon Bay Park and Environmental Center counting wild giant airplants.**



**Figure 4. Park Biologist Mike Owen counting wild giant airplants along Jane's Scenic Drive in Fakahatchee Strand Preserve State Park. The count was made in January 2016; note the very rare flooding**



**Figure.5. Katie Schulman presenting a poster at the December 2015 Giant Airplant Workshop on her research on insecticidal use to control the Mexican bromeliad weevil.**

**Figure 6. Cage 3, built by volunteers to be put in the Enchanted Forest to keep and protect giant airplants.**





**Figure 7. Cage 3 being transported into the Enchanted Forest.**



**Figure 8. The 3 cages in the Enchanted Forest that are used to keep and protect giant airplants**





**Figure 9.** A large giant airplant hanging on the inside wall of Cage 3.



**Figure 10.** A very large giant airplant, on the floor of Cage 3, putting out a new inflorescence. The seeds will be harvested next year and will be put back into the Enchanted Forest.

# Bromeliad Guild of Tampa Bay at the Florida State Fair

By Tom Wolfe

On February 1, 2016, five members of the Bromeliad Guild of Tampa Bay installed a bromeliad landscape display at the Florida State Fair in Tampa. We went with a landscape theme this year. There are displays from various horticulture clubs around the area such as hibiscus society, orchid society, African violet society



BGTB Display Photo ©cwoffe



Horticultural Competition at FL State Fair Photo ©cwoffe

and etc., which compete in the competition for ribbons and cash awards. The Bromeliad Guild's display won third place. BGTB members also had many bromeliads in the Horticulture section winning an abundance of blue ribbons.



Vrisea hybrid Photo ©cwolefe

The Fair Authority pays the clubs for installing their display and pay extra money depending on how you place in judging. Any horticulture club in the State can apply for a space. This serves to promote your club and the plant group you represent to the hundreds of thousands of visitors to the Fair.



BGTB Display Photo ©cwolefe

Our thanks for the beautiful bromeliads grown by BGTB member Herb Hill at Hill's Raingreen Tropicals and to the members that worked, donated bromeliads, background plants, driftwood, signs, mulch, and for their time to sit at the display to promote bromeliads and answer questions from the public.



Guzmania 'Indian Summer' Photo ©cwolefe



## Saving Florida's Bromeliads Weevil on the Web By Karen Andreas


There is a wealth of information about the Mexican bromeliad weevil on the Florida Council website, including a slide show presentation, articles including what to do if the weevil is in your collection, a history of the weevil in Florida and what is at stake in this struggle.



The slide show presentation was created by Dr. Barbra Larson and presented to the bromeliad community at the 2000 Extravaganza. Although the list of bromeliads affected by the weevil has been expanded since this original program, it remains the definitive source for information on this bromeliad scourge.

Olan Ray Creel contributed several important articles, including “Up Close and Personal with the Evil Weevil – One Man’s Encounters with

Metamasius callizona” and “A Thirty Year Round Trip – the Threat to the Fakahatchee.” The first article chronicles endangered bromeliads and their diversity, and thus what is being lost to the weevil. The second article leads into other articles by Olan Ray Creel, including a wonderfully photographed trip to the Fakahatchee Strand with the Caloosahatchee Bromeliad Society. His “The Evil Weevil: What Will Florida Lose” was originally published in The Palmetto and lays out the stakes in detail.



Also in the Council’s Weevil pages, you will find Florida Native Bromeliads Illustrated.

Photo by Olan Ray Creel

As Florida state funding has ceased for weevil research while the weevil still decimates both native and backyard bromeliads, it is more important than ever before for our society members to learn about this unrelenting peril.

Dr. Teresa Cooper continues to fight the weevil fight with dwindling resources. Florida’s bromeliads need our help. Donations certainly help; however, what is desperately needed is for Dr. Cooper’s research to be fully funded by the state. Our reputation as a bromeliad-rich environment and eco-tourist destination is being jeopardized by the weevil.

Please ask your state legislators to restore funding to preserve our unique bromeliads. If you know of any grants or programs that can offer financial assistance, contact your Florida Council representative.

# MINUTES October 24, 2015 (Revised Draft)

## Florida Council of Bromeliad Societies

### Sorrento, Florida

The meeting was called to order at the home of Butch and Quayless Force, 31109 Payne Rd in Sorrento, Florida, 32776. Lunch provided by Seminole Bromeliad and Tropical Plant Society. The meeting was called to order 1:00 by Interim Council Chair, Vicky Chirnside (CBS). In attendance: Tom Wolfe (BGTB), Betsy McCrory (BSCF), Karen Andreas (BSCF, Weevil Chair), Michael Andreas (BSCF, FCBS Webmaster), Barbara Partagas (BSSF, BSI Director), Vicky Chirnside (CBS, Interim Chair), Rick Ryals (FECBS, BSI Director), Calandra Thurrott (FECBS, FCBS Secretary), Ashley Graham (FWCBS), Susan Sousa (FWCBS), Carolyn Schoenau (GBS), Ron Schoenau (GBS), John O'Steen (SBS), Sudi Hipsley (SBTPS, FCBS Treasurer), Butch Force (SBTPS), Gregory Kolojeski (SBTPS), Dr. Teresa Cooper (UFL), Jay Thurrott (BSI President, FECBS). Nine societies were represented.

**Reports & Updates:** Minutes of July 11, 2015 were accepted with unanimous consent. Motion made by Rick Ryals, Seconded by Ashley Graham.

**Treasurer Report:** Sudi Hipsley, presented the financial report as of October 24<sup>th</sup> and income and expenses 07/12/2015—10/14/2015. The 2016 member society rosters are due May 31, 2016.

**Webmaster Report:** Michael Andreas. Michael reports that the Website is in production again. It is almost up-to-date. A local school has started to use the Website as a learning resource. New Oscar Ribeiro photos and articles will be available January 2016. Don Beadle has given catalogs, documents, etc. for use on the FCBS Website.

**Newsletter Report:** Tom Wolfe, representing Carol Wolfe, newsletter editor. Asks that any article for the next newsletter publication be submitted by the end of October.

**Weevil Research:** University of Florida, Dr. Teresa Cooper reports that she is funded until June 2016. The immediate goal is to get the Mexican bromeliad weevil population up for research in the spring 2016 in the Enchanted Forest, Titusville. The effort will be to research insecticide control of the weevil. The first phase of research will be to find methods and create spreadsheets by November for use to conserve *T. utriculata*.

**Weevil Report:** Vicky Chirnside as acting Council Chair appointed Karen Andreas as Weevil Committee Chair with Jay Thurrott and Tom Wolfe to act as committee members. A motion was made by Ashley Graham to allocate the total funds (\$5,030.33) as the Weevil Committee approves. Rick seconded and the motion carried.

**BSI News:** Jay Thurrott, Jay reported that at the recent Bromeliad International Society meeting held recently at the 2015 Extravaganza in Miami an audit of BSI finances was made. Eric Gouda has taken over the BSI Website as webmaster and reports that the site is being hacked repeatedly. The BromEvo (a scientific conference) is interested in taking part in the 2020 World Bromeliad Conference. The affiliates chair reported 49 affiliates with a possible addition of the Australasian group bringing the total to 50. Members who have been with the organization for 50 years or more could be honored in some way.

**Old Business:** Extravaganza 2015, Barbara Partagas reported an income of about \$17,000 with a net for the Bromeliad Society of South Florida of \$72 up to this point. FCBS Rare plant auction sales were the second highest at over \$5,000 of any recorded. Barbara presents a report created by a BSSF committee formed to critique the event as help for other societies for future Extravaganzas. Some points to explore: more centralized location, give FCBS societies tasks independently, explore ways to boost plant sales, and encourage FCBS officers to register for the event.

Rick Ryals, Rare Plant Auction Coordinator, reported that there were 118 plants and spoke of pros and cons of the proceeding, among them, the need for more members appointed to take specific jobs and use more of the plants (items) at silent auction in an effort to end the auction earlier saving the auctioneer from a lengthy session.

Carolyn Schoenau, as Auction Chair, was commended for organizing the event.



Motion was made by Ashley Graham for FCBS to pay the total of Invoice #1 itemizing expenses incurred by BSSF on behalf of FCBS for a total of \$2,105.57. John O'Steen seconded the motion which carried.

Motion by Rick Ryals to table discussion of Invoice #2 (\$520.13) which itemized the total of signage paid for by BSSF for the Extravaganza. Susan Sousa seconded it and the motion carried.

**Non-Extravaganza 2016 Event:** Rick Ryals reports that after several contacts with Mounts Botanical Garden, West Palm Beach as a potential venue for an off year FCBS bromeliad event there are no further responses. He will contact the Palm Beach Hilton Hotel as a possibility. Discussion was made of speaker fees for the off year. He provided a handout outlining the establishment of a FCBS-Special Events Committee.

**Standing Rules & Bylaws Review Committee:** Ashley Graham addressed changes that she collected from past meeting minutes that she incorporated in a set of updated bylaws. She presents them to the Council for review and encourages the group to read them and contact her with any concerns 60 days prior to the February 27, 2016 meeting. Ashley volunteers to mail copies to the FCBS representatives.

**Extravaganza 2017:** Tom Wolfe for BGTB will form a committee to get a venue for the event.

Other Old Business, none reported.

**New Business:** Creation of New Schedule for Meeting Rotation and Officers was distributed.

Society News/Updates.

Previous Speakers at Monthly Meetings.

**BSCF:** Speakers Charlie Birdsong, Greg Spek, Nick Bethmann—bi-generics.

**FECBS:** Bromeliad Bingo led by Rick Ryals, Extravaganza 2015 PowerPoint, Jay Thurrott and Rick Ryals, Mounting competition.

**GBS:** 33 members (a new high), officers have *volunteered* for the coming year. Presentations on mounting, cold-hardy landscaping, and Tillandsias by Bradshaw. Member sales. Ron Schoenau brought a flat of plants for the FCBS meeting.

**SBTP:** Speaker Greg Spek and member sales.

**SBS:** Dykia presentation, members' auction take at \$700. The show and sale was canceled due to timing of Halloween.

**BSSF:** Thirty-three members of BSSF participated in the Extravaganza. Speakers for the club included Robert Meyer. Tour of Bromeliad Websites and Jay Thurrott. World Bromeliad Conference in Hawaii and upcoming in Houston 2016. The club held their annual rare plant auction.

**CBS:** Presentation on mounting and presentation from Dr. Terry Bert.

Other New Business: none reported.

The next meeting of the Florida Council of Bromeliad Societies will be Saturday, **February 27, 2016** hosted by the Bromeliad Guild of Tampa Bay.

Meeting adjourned at 3:40 pm. Prepared by: Calandra Thurrott (FCBS Secretary, Representative from FECBS)



FL State Fair Best of Show Photo ©cwolfe

## Bromeliad Biota

### The Secret World of Bromeliads

by Karen Andreas

Bromeliads enjoy an often symbiotic relationship with a variety of insects and animals that visit and sometimes live in bromeliads. Most of these visitors do not harm our plants. Observe bromeliads closely throughout the day, and you may be surprised at what you see.



Florida native anole.

Photo by Michael Andreas.

On his excellent website, Dr. J. Howard Frank writes, "A few hundred species of animals and plants are known to science to depend to a greater or lesser extent on bromeliads as a place in which to live, or as food. These few hundred species probably are a small fraction of those that exist, because these animals and plants, together called the bromeliad biota (the word biota means all living organisms, regardless of whether they are animals, plants, fungi, bacteria, or viruses), are yet poorly studied by biologists and there is an enormous amount of research left to do. It would not be surprising if there are more species of these organisms

than there are of bromeliads."

<http://fcbs.org/articles/biota.htm>

You can access Dr. Frank's page through

First and foremost, bromeliads provide a source for water. Birds may happen by to take a drink, although you are more likely to see frogs and lizards checking for insects (mosquitos) or snakes checking for frogs.

Certainly bromeliad flowers offer pollen to bees – and to those pollinators specific to their native habitat.

Wasps may build a nest on the underside of tough bromeliad leaf. In their native environment, ants may build a nest that encompasses the bromeliad, providing shelter and water for the ants and nutrition for the bromeliad through materials the ants bring into



A snake grabs a frog's foot. Epic battle ensues – the frog ultimately gets away, minus a toe.

Photo by Michael Andreas.

their mounds. There is some thought that scale may be carried on ant legs, thus spreading the pest on bromeliad foliage. Dr. Frank's website provides links to extensive discussions about bromeliads and scale (and other pests that eat bromeliads).



Green Bell Frog from New Zealand. Photo by Alex Schanza

Of course the most infamous pest in bromeliads is the Mexican bromeliad weevil, perhaps the most dramatically damaging destroyer of bromeliads in Florida. The adult weevil lays its eggs inside the host bromeliad from which the larvae ultimately eats its way out, destroying the plant in the process.

(See Weevil Report, page 7 and Saving

Florida's Bromeliads, page15.)

Bromeliads themselves can be carnivorous. Both *Catopsis berteroniana* and *Brocchinia reducta* have evolved to trap insects and plant debris as a food source. Again, Dr. Frank offers insight to this rather chilling bromeliad phenomena.

Bromeliads can provide a resting place for some creatures. A night time inspection might reveal a dragon fly or a lizard sleeping on a leaf or inflorescence.

Go to <http://fcbs.org>, click on Bromeliad Biota on the left hand menu of the opening page for more pictures and information about the secret life of bromeliads.



A dragonfly sleeps on an inflorescence at night. Photo by Michael Andreas



A hummingbird visits the flower of *Vriesea neoglutinosa*. Photo by G. Martinelli

All photos in this article from  
fcbs.org.

## The Genus *Hohenbergia* by Karen Andreas

The genus *Hohenbergia* was first described in 1830 and was named after the Prince of Wurttemberg, a patron of botanists, who was known as Prince Hohenberg. This species in this genus are found in Brazil, Venezuela, the Lesser Antilles, Jamaica, Puerto Rico and Cuba. *Hohenbergias* have a sturdy appearance and add shape, often height and certainly interest to the landscape and in collections.

The largest number of *Hohenbergias* is found in Jamaica, with Brazil having the next largest number. The 65 species in this genus grow under diverse conditions, including as epiphytes on palms and trees, on sand dunes in coastal Brazil and on rocks.

*Hohenbergias* can be grown like *Aechmeas*, for which they are often mistaken because of the similar appearance of their leaves, tall inflorescences, and upright, tank-type growth habit. *Hohenbergias* like light shade to morning sun to maintain their color and the best form, although they do tolerate filtered afternoon light. Unlike many *Aechmeas*, however, they are sensitive to the cold and should be protected from frost. The inflorescence rises from the center of the bromeliad and, in some species, has long-lived color.

Here in Florida, you will often find *Hohenbergia stellata* in bromeliad gardens. Named “*stellata*” because of the star shaped floral bracts on its three-foot long inflorescence, these “stars” turn a dramatic red when in bloom and stay in color for months, eventually fading to white. Purple flowers are especially dramatic against the red of the floral bracts. Its green leaves grow about three feet long when grown in good light, so give it plenty of room in the garden. Although native to the cloud and rain forests of eastern Brazil, Martinique, Trinidad and Venezuela, this *Hohenbergia* grows well in our landscape. This bromeliad pups generously.

*Hohenbergia rosea* is another large member of this genus that grows in wide rosette form and needs room in the garden. Its inflorescence is similar in structure to that of the *stellata* but its “stars” are pink to rose in color. When grown in good



*Hohenbergia stellata*. Photo by Frank Sherman



Purple flowers provide brilliant contrast to the inflorescence of *Hohenbergia stellata*. Photo by Michael Andreas

light, its leaves also are a dark rose color. *Hohenbergia rosea* is best grown in light shade or morning light. It may take up to three years to reach blooming maturity.



*Hohenbergia rosea*. Photo by Luiz Felipe Nevares de Carvalho.

*Hohenbergia correia-araujoii* was discovered in 1979; it is another popularly grown member of this genus. Its leaves are copper color with silver bands and its growth habit is upright and narrow. It is not nearly as large as *stellata* and *rosea*. *Hohenbergia correia-araujoii* needs plenty of light in order for the leaves to maintain their upright stiffness. While the floral bracts are mostly white, they are striking against the dark rose pink color of the stalk of the inflorescence.



*Hohenbergia correia-araujoii*. Photo by Shirley Grills Konefal.

Rather than growing in large rosette form, some *Hohenbergias* have more of a vase shape. *Hohenbergia penna* is one such member of this genus. The leaves of this Brazilian bromeliad are wavy on the edges, giving it a most interesting

look. *Hohenbergia leopoldo-horstii* is another example of a compact, vase shape.

*Hohenbergia castellanosi* has brilliant rose-red tipped leaves and pups generously. Slow to bloom, use this as a back drop or foundation bromeliad in your garden. It does quite well in morning sunlight.



Left: *Hohenbergia penna*. Photo by Michael Andreas. Middle: *Hohenbergia leopoldo-horstii*. Photo by Michael Andreas. Right: *Hohenbergia castellanosi*. Photo by Shirley Grills Konefal.

Whether planted in the garden or in a pot in a collection, *Hohenbergias* always offer a dramatic and stately look. To see more *Hohenbergias*, go to the Photo Index at <http://fcbs.org>.

All photographs in this article came from fcbs.org, the website of the Florida Council of Bromeliad Societies.

# CALENDAR OF EVENTS

## **February 27, 2016**

FCBS Meeting-BGTB Tampa

## **April 9-10, 2016**

USF Spring Sale

Tampa, Florida

## **April 9, 2016**

8:30-Noon at the Volusia County Extension Office

I-4 and SR 44 (3100 East SR 44)

Wide selection of bromeliads will be sold by Master Gardeners and vendors including the Florida East Coast Bromeliad Society. Master Gardeners available to discuss growing bromeliads and other landscape plants.

## **April 16-17, 2016**

Bromeliad Society of South Florida annual show and sale

at Fairchild Tropical Botanical Garden.

Miami, Florida

## **April 16-17, 2016**

### **Seminole Bromeliad and Tropical Plant Society Sale**

The Garden Club of Sanford (on 17-92, one block south of Lake Mary Blvd)

**9:00 - 4:00** In air-conditioned building

Huge selection of bromeliads in many genera, orchids, aroids, gingers, other tropical plants, gift baskets, hand crafted slat baskets in several sizes. Members will be available to answer your questions.

## **June 13-19, 2016**

BSI World Bromeliad Conference at the

beautiful Westin Galleria Houston Hotel.

See BSI.org Website for current information.

## **August 20-21, 2016**

### **Seminole Bromeliad and Tropical Plant Society Sale**

The Garden Club of Sanford (on 17-92, one block south of Lake Mary Blvd)

**9:00 - 4:00** In air-conditioned building

Huge selection of bromeliads in many genera, orchids, aroids, gingers, other tropical plants, gift baskets, hand crafted slat baskets in several sizes. Members will be available to answer your questions.

## **October 7-8, 2016**

USF Fall Sale

Tampa, FL



Neo 'Voodoo Doll' –  
Florida State Fair – entered by  
Carol Wolfe – Photo ©cwolfe

## SPEAKERS BUREAU FROM THE FLORIDA COUNCIL REPRESENTATIVES

Bromeliad Guild of Tampa Bay	Bruce Holst, "Expedition Belize" Dennis Cathcart, "New Explorations and Discoveries in Brazil, Part 2 & 3" Charlie Birdsong, "New Zealand/Australia 2015 Show" Mike O'Leary "Which Genus is King?"
Bromeliad Society of Central Florida	Charlie Birdsong, Gregory Spek Nick Bethmann "Bi-generics"
Bromeliad Society of South Florida	Terrie Bert "The Quietly Riotous Q and R Bromeliads" Robert Meyer, "Tour of Bromeliad Websites" On the use of social media – essentially Facebook and the handling of same with BSSF and other organizations. Jay Thurrott, "WBC Hawaii"
Florida East Cost Bromeliad Society	Bromeliad Bingo led by Rick Ryals Extravaganza 2015 PowerPoint, Jay Thurrott and Rick Ryals Mounting competition
Caloosahatchee Bromeliad Society	Presentation on mounting and presentation from Dr. Terrie Bert
Florida West Coast Bromeliad Society	Alton Lee – "Vrieseas – the Royal Family of Bromeliads" Dr. Terrie Bert, Surveying the Ultimate Wonders—the S through W Uncommon Bromeliad Genera. T Mike Michalski's experiences hybridizing bromeliads, and particularly the genus Neoregelia. Program Dave Johnston, 100 Bromeliads on a Card Table
Gainesville Bromeliad Society	Peggy Mixon, "Bromeliad Care" Terrie Bert "Part II of O & P Broms" Darlene Bradshaw, "Tillandsia: A Perennial Favorite" Member Show & Tell, "My Most/Least Favorite Bromeliad"
Sarasota Bromeliad Society	Dykia presentation members' auction
Seminole Bromeliad Tropical Plant Society	Speaker: Greg Spak Charlie Birdsong, 'A Bromeliad Autumn in Australia'.

## 2016 Bromeliad Sources - List of Bromeliad Sources in Florida

**Bello Tropicals – Alex Bello**  
3500 SW 100 Ave, Miami, Florida 33165  
*Bromeliads Aroids, Orchids, Ferns*  
**Call or email for appointment.**  
239-223-6155, [bellotropicals@yahoo.com](mailto:bellotropicals@yahoo.com)

**Bromeliads Galore - Dave Johnston**  
6399 90th Avenue North, Pinellas Park 33782  
*Approximately 1000 different species and hybrids in pretty much all genera across the board, including bi-generics.*

**Call or email for appointment.**  
Home: (727) 544-9187; cell: (727) 481-5962;  
[johnston28@tampabay.rr.com](mailto:johnston28@tampabay.rr.com) Hours are after 4:00 PM  
Monday through Friday; all day Saturday and Sunday.

**Color Zone Tropicals - Grant Groves**  
17936 W. Phil C. Peters Rd, Winter Garden 34787 (**The nursery did not move; only the address has changed.**)  
**7:00 AM–5:00 PM Monday-Friday**  
**After 3 PM please call ahead** (407) 616-7595;  
[grantgroves@gmail.com](mailto:grantgroves@gmail.com);  
<http://www.colorzonetropicals.com>

**Jungle Gems - Marty Baxley**  
4719 Huron Road, St., Petersburg 33708  
*Selections from all genera.*  
**Call or email for appointment.** (727) 504-8951;  
[susiebaxley@verizon.net](mailto:susiebaxley@verizon.net)

**Mike's Bromeliads - Mike Michalski**  
10565 SW 109 Street, Miami, FL  
**Call or email for appointment.**  
(305) 279-2416 [pgonza7782@aol.com](mailto:pgonza7782@aol.com)

**Michael's Bromeliads, Inc. -Michael and Donna Kiehl.**  
973 First Dirt Road, Venice, FL 34292  
*Visitors are always welcome. We have 10 acres of wooded property with naturally growing Bromeliads, and 14 shade structures housing our collection of over 3000 Bromeliad species and hybrids. We specialize in the new and unusual. Our current plant listing is available on our website.*  
**For tours please call ahead.** Cell: (727) 415-7276  
**Our new retail store, Donna's Secret Garden, is open to the public 9 AM - 5 PM Monday – Saturday.**  
[www.donnasecretgarden.com](http://www.donnasecretgarden.com)  
[info@michaelsbromeliads.com](mailto:info@michaelsbromeliads.com)  
[www.michaelsbromeliads.com](http://www.michaelsbromeliads.com)

**The Nature Collection - Shirley and Richard Konefal,**  
2319 Taylor Street, Hollywood 33020  
*A retail bromeliad nursery ranging from small collectibles to large landscaping specimens; also offering a collection of artistic driftwood mounts, hangings and sculptures; shipped across the USA.*

**Call or email for appointment.** (954) 922-5582;  
[grillskonefal@aol.com](mailto:grillskonefal@aol.com)  
[www.thenaturecollection.com](http://www.thenaturecollection.com);  
[www.facebook.com/pages/The-Nature-Collection/123218014400179](https://www.facebook.com/pages/The-Nature-Collection/123218014400179)

**Plants N Things by George-** George and Irene Aldrich  
746 NE 35th Street, Ocala 34479-2712  
*Specializing in bromeliads.* **Call or email for appointment** (352) 629-1913; [plantsnthings5@cox.net](mailto:plantsnthings5@cox.net)

**Powell's Nursery - Robert Powell**  
1002 Bayvista Drive, Tarpon Springs 34689; *Growing and selling mainly bromeliads*  
**Daily Hours: 8:00 AM – 5:00 PM** **Call or email for appointment** (727) 938-0831  
[rpowell110@tampabay.rr.com](mailto:rpowell110@tampabay.rr.com)

**Russell's Bromeliads**  
*Specializing in quality Tillandsias*  
15100 Lost Lake Road, Clermont 34711  
(407) 656-5541; Fax: (407) 656-7640  
**Monday - Friday 8:00 AM - 5:00 PM**

**T & C Tropicals - Tim and Colleen Hendrix**  
21 Holly Lane, Plantation 33317  
*Our nursery is located in the heart of beautiful historic Plantation. We have hundreds of different varieties Neoregelia and Tillandsia.*  
**Call or email for appointment.** (954) 931-1711 or (954) 530-0076; [timbo-169@comcast.net](mailto:timbo-169@comcast.net)

**Tropiflora - Dennis and Linda Cathcart**  
3530 Tallevast Road, Sarasota 34243  
*Established in 1976, our nursery specializes in collectible plants such as bromeliads, but includes orchids, succulents, aroids, much more. Our bromeliad collection includes 4,000 varieties of species and hybrids, an inventory of over 1,000,000 plants housed in 6 acres of greenhouses and shade houses.*  
**Mail orders world-wide; Visitors welcome.**  
**No appointment necessary.** (800) 613-7520 / (941) 351-2267; Fax (941) 351-6985; [sales@tropiflora.com](mailto:sales@tropiflora.com);  
[www.tropiflora.com](http://www.tropiflora.com) ; **Monday - Friday, 8:00 AM - 5:00 PM; Saturday, 8:00 AM - 3:00 PM**